

COUNTRY CRICKET CLUB

J.S.C.A. INTERNATIONAL STADIUM COMPLEX,
H.E.C. CAMPUS, DHURWA, RANCHI- 834004.

Important note: Preamble to schedule of quantities (B.O.Q) must be read before quoting the rates.

BILL OF QUANTITIES

General					
No.	DESCRIPTION OF ITEMS	UNIT	QTY	RATE	AMOUNT
A DISMANTLING AND DEMOLITION WORK					
A1	Dismantling tile work in floors of any thickness laid in cement mortar as directed by site engineer				
A1.1	Restaurant floor area	Sqm	295		
A1.2	Bar floor area	Sqm	115		
A1.3	Player's Hall floor area	Sqm	170		
A1.4	Outdoor verandar floor area (corridor upto family lounge area)	Sqm	120		
A2	Dismantling existing gypsum false ceiling as directed by Engineer-in-charge				
A2.1	Restaurant	Sqm	295		
A2.2	Bar	Sqm	115		
A2.3	Player's Hall	Sqm	170		
A2.4	Passage to Restaurant	Sqm	50		
A2.5	Outdoor Verandah false ceiling (corridor upto family lounge area)	Sqm	120		
A3	Demolishing brick work manually/ by mechanical means including stacking of serviceable material and disposal of unserviceable material within 50 metres lead as per direction of Engineer-in-charge	Cum	20		
A4	Dismantling doors, (glass , wood or any) shutter including chowkhats, architrave, holdfasts etc. Taking out old door frames carefully and re-using it for new glass doors.				
A4.1	Restaurant doors	Each	5		
A4.2	Bar doors	Each	2		
A4.3	Player's Hall doors	Each	6		
A5	Dismantling wooden boardings in lining of walls and partitions (wood or Aluminum) including supporting members of any thickness				
	Restaurant	Sqm	75		
	Bar	Sqm	90		
	Player's Hall	Sqm	30		
	Passage area	Sqm	15		
A6	Dismantling existing speakers and returning in good condition	Each	10		
A7	Dismantling all electrical switches/boards and PVC insulated copper cables used for electrical wiring, etc placed in conduits in walls and false ceiling etc and making coil of cables and returning in good condition to J.S.C.A. store as per direction of Engineer-in-Charge.	L.S.	Lot		
B BRICKWORK					
B1	New full height brick work with common burnt clay F.P.S. (non modular) bricks of class designation 7.5 in superstructure above plinth level up to ceiling level in all shapes and sizes in :Cement mortar 1:6 (1 cement : 6 coarse sand)				
B1.1	125mm thick brick wall including supply and providing 2 nos of 6mm ms bars in every fourth layer .	Sqm	70		
B1.2	230mm thick brick wall	cum	20		
B1.3	12mm thick smooth finish plaster on fair face in cement mortar 1:6	Sqm	150		
B2	Bar counter support wall: Half brick masonry with common burnt clay F.P.S. (non modular) bricks of class designation 7.5 in superstructure above plinth level up to 1060mm height. Cement mortar 1:4 (1 cement :4 coarse sand):including supply and providing 2 nos of 6mm ms bars in every fourth layer .	Sqm	12		
B3	15 mm cement plaster of mix on rough face 1:6 (1 cement: 6 fine sand)	Sqm	50		
C TILING					
C1	RESTAURANT AREA TILING				

C1.1	Restaurant floor: Providing and laying KAJARIA- VITRONITE Galaxy Verde - 80x240cm Finish: Premium Polished [matt] 15mm THICKNESS/ Thickness specified by manufacturer in different sizes with water absorption less than 0.08%and conforming to IS:15622 in all colours and shade, from approved manufacturer, laid on 20 mm thick cement mortar 1:4 (1 cement:4 coarse sand) jointing with grey cement slurry @3.3 kg/sqm including grouting the joints with white cement and matching pigments etc. The tiles must be cut with the zero chipping diamond cutter only . Laying of tiles will be done with the notch trowel, plier, wedge, clips of required thickness, leveling system and rubber mallet for placing the tiles gently and easily (Tile base price = INR 150/ SFT)	Sqm	135		
C1.2	Restaurant floor skirting: Same as above C1.1 but for skirting over 12 mm thick bed of cement mortar 1:3 (1 cement: 3 coarse sand), skirting height 75mm. Using KAJARIA- VITRONITE Galaxy Verde - 80x240cm Finish: Premium Polished [matt]	Sqm	5		
C1.3	Restaurant floor pattern tile: Same as above C1.1 but using pattern tile flooring of MYTILES- 300x300mm Moroccan Tile - 919 FL SKU : MYT-JM-F-3030-Moroccan919FL . (Tile base price INR 150/sft)	Sqm	180		
C1.4	Buffet wall cladding: Same as item C1.2 but using KAJARIA- ETERNITY SERIES Vendome Gris Decor - 60x120 cm Finish: Premium Matt , Series: The Size - 60x120 cm , in wall cladding of buffet counter from 2 feet 10" to 6feet height (Tile base price INR 150/sft)	Sqm	6		
C1.5	Buffet fixed counter cladding: Providing and laying KAJARIA- VITRONITE Armani Marble 15mm THICKNESS Dark Grey 80x240cm, polished finish [matt] clad on plywood structure including grouting the joints with white cement and matching pigments etc. The tiles must be cut with the zero chipping diamond cutter only . Laying of tiles will be done with paper jointing. (Slab base price = INR 150/ SFT)	Sqm	20		
C1.6	230mm thick counter facia: Buffet fixed counter 230mm x 3cm (1.5 +1.5cm) thick front facia using KAJARIA- VITRONITE Armani Marble 15mm THICKNESS Dark Grey 80x240cm, polished[matt] finish complete with all associated works (Slab base price = INR 150/ SFT)	Rm	10		
C1.7	Service counter top cladding: Same as C1.5 (Slab base price = INR 150/ SFT)	Sqm	2		
C1.8	Service counter top front facia: 1.5cm+1.5cm thick (double edge) facia using KAJARIA- VITRONITE Armani Marble 15mm THICKNESS Dark Grey 80x240cm, polished finish [matt] complete with all associated works (Slab base price = INR 150/SFT)	Rm	6		
C1.9	Service counter backsplash: 150mm height backsplash clad on plywood structure with KAJARIA- VITRONITE Armani Marble 15mm THICKNESS Dark Grey 80x240cm, polished finish [matt] complete with all associated works (Slab base price = INR 150/ SFT)	Rm	6		
C1.10	Service counter skirting: 75mm height skirting clad on plywood structure with KAJARIA- VITRONITE Armani Marble 15mm THICKNESS Dark Grey 80x240cm, polished finish [matt] complete with all associated works (Slab base price = INR 150/ SFT)	Rm	6		
C2	BAR AREA TILING				
C2.1	Bar flooring: Same as C1.1 using MYTILES- 300x300mm Moroccan Tile - HRM CRAFT 1001 Nero SKU : MYT-HRM-F-3030-MoroccanCraft1001Nero Layed in Chavron pattern (tile base price = INR 150/ SFT)	Sqm	125		
C2.2	Bar floor skirting: Same as C1.2 using MYTILES- 300x300mm Moroccan Tile - HRM CRAFT 1001 Nero SKU : MYT-HRM-F-3030-MoroccanCraft1001Nero Layed in Chavron pattern (tile base price = INR 150/ SFT)	Sqm	5		
C2.3	Bar fixed counter top cladding: Same as C1.5 KAJARIA- VITRONITE Armani Marble 15mm THICKNESS Dark Grey 80x240cm, polished finish [matt] (Slab base price = INR 150/ SFT)	Sqm	4		
C2.4	Bar counter top front facia: Same as C1.8 using KAJARIA- VITRONITE Armani Marble 15mm THICKNESS Dark Grey 80x240cm, polished finish [matt] (Slab base price = INR 150/ SFT)	Rm	10		
C2.5	Bar counter brick wall cladding: Same as C1.1 but using KAJARIA- HI-DEFINITION DIGITAL CERAMIC WALL TILES Jet Black 30x45cm (Tile base price INR 150/sft)	Sqm	25		
C3	PLAYER'S HALL AND PASSAGE AREA TILING				
C3.1	Player's hall flooring: Providing and laying KAJARIA- VITRONITE ITALIAN MARBLE 15mm THICKNESS WHITE BODY 3 RANDOM 80x240cm, polished [matt] finish laid on 20 mm thick cement mortar 1:4 (1 cement:4 coarse sand) jointing with grey cement slurry @3.3 kg/sqm including grouting the joints with white cement and matching pigments etc. The tiles must be cut with the zero chipping diamond cutter only . Laying of tiles will be done with the notch trowel, plier, wedge, clips of required thickness, leveling system and rubber mallet for placing the tiles gently and easily	Sqm	105		

C3.2	Player's hall skirting: Same as C4.1 but for skirting over 12mm thick bed of cement mortar 1:3 (1 cement: 3 coarse sand), skirting height 75mm. Using KAJARIA- VITRONITE ITALIAN MARBLE 15mm THICKNESS WHITE BODY 3 RANDOM 80x240cm, polished [matt] finish	Sqm	6		
C3.3	Player's hall wood pattern floor tile: Same as above C1.1 but using KAJARIA - Cross wood wenge - Premium Matt 120x120cm (Tile base price INR 150/sft)	Sqm	80		
C3.4	Toilet wall cladding: Same as item C1.4 but using MYTILES- 300x300mm Designer Moroccan Tile - 143 SKU : MYT-FT-F-300300-Moroccan143 Matt finish Premium quality , in wall cladding of wall behind Washbasin counter from finish floor level to false ceiling level (Tile base price: INR 150/SFT)	Sqm	8		
C3.5	Toilet and handwash area flooring: Same as C3.1	Sqm	11		
C3.6	Toilet and handwash area floor skirting: Same as C3.2	Sqm	2		
C3.7	Toilet and handwash washbasin counter top cladding: Same as C1.5 but using KAJARIA-Stonex Gris - 120x240 cm Finish: Blend Series: The Ultima 15mm thickness	Sqm	4		
C3.8	Toilet and handwash washbasin counter top front fascia: Same as C1.8 but using KAJARIA-Stonex Gris - 120x240 cm Finish: Blend Series: The Ultima 15mm thickness	Rm	5		
C3.9	Toilet WC ledge wall cladding: Same as C3.4	Sqm	2		
C3.10	Passage flooring: Same as C3.1	Sqm	36		
C4	OUTDOOR VERANDAH: TOWARDS STADIUM				
C4.1	Verandah pattern floor tiling: Same as above C1.1 but using KAJARIA- Duratech Heavy duty outdoor vitrified tiles 4052 Q 40x40cm 12mm thickness (Tile base price INR 150/sft). Providing slight sloping down towards the stadium side for water flow.	Sqm	120		
C4.2	Astro turf matting: outdoor: Cleaning up existing paver block flooring and laying artificial grass mat of make as per approval from designer and clients including pasting using adhesive as per manufacturer specification. Basic specification of artificial grass: 20mm Fairway essential pile height, with C-shape yarn.	Sqm	360		
D	FALSE CEILING				
D1	Gypsum ceiling: Providing and fixing in position multi level GYPSUM board false-ceiling suspended on G.I. frame work of Saint Gobain make in design as shown in the drawing. The G.I. frame work consists of 15 x 15mm Shadow Gap Perimeter channel of size 30mm x 27mm x 0.5mm to be screw fixed to the brick wall/ partition with the help of nylon sleeves and screws, at 610 mm centers. Intermediate channel of size 45mm x 0.9mm thick with two flanges of 15mm each. from the soffit at 1220 mm centers with G.I.ceiling angle of size 25 mm x 10 mm x 0.50 mm thick fixed to the soffit with the G.I.cleat and steel expansion fasteners. Ceiling section of 0.55 mm thick having knurled web of 51.5 mm and two flanges of 26 mm each with lips of 10.5 mm are then fixed to the intermediate channels at 457 mm centers. Tapered edge 12.5 mm thick Gyp board (conforming to IS - 2095 - 1982) is then screw fixed to ceiling section with 25 mm dry wall screws at 230 mm centers. Screw fixing is done mechanically either with screw driver or drilling machine with the suitable attachment. Finally the boards are to be joined and finished so as to have a flush look which include filling and finished the tapered and square edges of the boards with jointing compound, paper tape and two coats of primer suitable for gypboard. Rate includes making provision for fixing light fixtures smoke detectors and trap doors with locking arrangements.				
D1.1	Restaurant false ceiling	Sqm	300		
D1.2	Bar false ceiling	Sqm	125		
D1.3	Player's hall false ceiling	Sqm	200		
D1.4	Passage to restaurant false ceiling	Sqm	65		
D2	Gypsum verticals for cove: Same as Above of 75mm height.				
D2.1	Restaurant gypsum vertical for cove light	Rm	130		
D2.2	Bar gypsum vertical for cove light	Rm	30		
D2.3	Player's hall gypsum vertical for cove light	Rm	80		
D2.4	Passage to restaurant gypsum vertical for cove light	Rm	10		
	Trap doors				
D3	Realigning and refixing .if required ,the existing trapdoors including supplying and fixing laminate having colour and texture suiting to existing false ceiling after scrapping the existing surface all complete as per instructions of engineer				
D3.1	Trap doors in Restaurant	Sqm	15		
D3.2	Trap doors in Bar	Sqm	5		
D3.3	Trap doors in Player's hall Providing and fixing Trap doors of required sizes as per site to house AC ductable units, made out of 50mm x 12.5mm TW frame and 19mm thk marine ply consisting of openable panels. The existing shutters to be finished in 1mm thk laminate of approved shade and color, on inside and outside, and all wooden members shall be finished in melamine polish. Try to retain old hardware, if not then provide and incorporate new necessary hardware. Cost to include heavy duty hinge, tower bolts other necessary hardware	Sqm	5		
D4	Wooden false ceiling in BAR				

D4.1	Providing and fixing in location 75mm x 75mm thick wooden boxes of lengths as specified in the detail drawing of BAR false ceiling, made with 19mm BWR plywood structure, finished in wood texture laminate of century make or similar, fitted under the false ceiling G-I channel frame, as directed by the engineer in charge. Providing all necessary outlets in the false ceiling services such as LED strip lighting, supports for hanging lights, furniture etc.	Rm	20		
D4.2	Providing and fixing in location, 50mm x 75mm thick wooden boxes of lengths as specified in the detail drawing of BAR false ceiling, made with 19mm BWR plywood structure and finishing the same with 1mm thick wood texture laminate of century make, fitted under the G-I channel of false ceiling as directed by engineer in charge. Providing all necessary outlets in the false ceiling services such as LED strip lighting, supports for hanging lights, furniture etc.	Rm	2		
D5	Outdoor Verandah VOX false ceiling: Providing and fixing wooden texture outdoor VOX panels as approved with framing as per manufacturers specifications including provision for fixing of light, sound and AC fixtures as per instructions of engineer	Sqm	120		
E	CARPENTRY - WALL PANELLING				
E1	RESTAURANT WALL PANELLING				
E1.1	Stadium side wall paneling: [15' away from the existing glass]				
	Providing and fixing 230mm thick full height wall panelling with arched openings as shown in detailed drawing, in front of the existing glass partition, to be made out of 19mm BWR plywood framing of grid size 600x600 horizontally and vertically, covered with 12mm BWR plywood backing and finishing the same with approved 25mm thick ready MDF fluted panel on front side and laminate on back side, with PU painted finish of approved shade. All necessary service outlets to be provided as mentioned in the drawing such as switches, sockets, footlights, etc. Rate to be inclusive of all material cost, including PU paint finish and labour cost	Sqm	25		
E1.2	Score board: (on two opposite short walls)				
	Providing and fixing 2 no.s of 40mm thick 5500mm length x 1680mm height score board made out of 19mm thick BWR plywood framing on the wall following a grid of 600x600x40mm horizontally and vertically, covered with 19mm BWR plywood panel backing, finished in 1mm thick matt black laminate of century make or similar. Providing and fixing 25x12mm thick BWR plywood beading on top of the panel as specified in the drawing, clad with 4mm thick wood veneer with melamine polish. Rate to be inclusive of all material cost and labour cost.	Sqm	18		
E2	BAR WALL PANELLING				
E2.1	Entrance wall mirror panelling				
	Providing and fixing full height 60mm thick bevelled bronze mirror panelling on wall above the floor skirting height made out of 19mm BWR plywood framing on the wall following a grid of 600x600x40mm horizontally and vertically, covered with 12mm BWR plywood backing panel. Providing and fixing 6mm thick bronze mirror with 12mm bevelled edge of sizes specified in the detail drawing, on top of the plywood panel. All necessary service outlets to be provided as mentioned in the drawing such as switches, sockets, footlights, etc. Rate to include all material cost and labour cost	Sqm	20		
E2.2	Fluted wall panelling with niches				
	Providing and fixing 230mm thick full height wall panelling with niches of size 990mm width x 1060mm height openings as shown in detailed drawing, in front of the existing wall, to be made out of 19mm BWR plywood framing on the wall, of grid size 600x600mm horizontally and vertically, covered with 12mm BWR plywood backing and finishing the same with approved 25mm thick ready MDF fluted panel, with PU painted finish. All necessary service outlets to be provided as mentioned in the drawing such as switches, sockets, footlights, etc. Rate to be inclusive of all material cost, including PU paint finish and labour cost	Sqm	30		
E2.3	Stadium side wall panelling				
	Same as E1.1. PU Paint to be of approved shade.	Sqm	6		
E2.4	Bar side: shelving wall unit				
	Providing and fixing 300mm depth, bottle shelving unit from 1120 mm height (from F.F.L) upto false ceiling height, of 4250mm length. Made out of 19mm BWR plywood framing on the wall following a grid size of 600x600x40mm horizontally and vertically, covered with 19mm BWR plywood backing panel. Providing and fixing shelves of 300mm depth as per detailed drawing, made of 19mm BWR plywood, and finishing all visible plywood surfaces by cladding with 4mm thick basic veneer, with PU paint finish of approved shade. All necessary service outlets to be provided as mentioned in the drawing such as switches, sockets, footlights, etc. Rate to include all material cost, painting and labour cost.	Sqm	7		
E3	PLAYER'S HALL WALL PANELLING				



E3.1	Fluted wood texture wall panelling				
	Providing and fixing 70mm thick fluted panelling from floor skirting level to false ceiling height as shown in drawing, made out of 19mm BWR plywood framing on wall following a grid size of 600x600x40mm horizontally and vertically, covered with 12mm BWR plywood backing panel and finishing the same with approved ready make 12mm fluted wood texture charcoal panels clad on top of it. Charcoal panels to be of VIVO 300- MAGVEE wooden panels or GLOIRIO or similar make. Refer the detail drawing for all dimentions. All necessary service outlets to be provided as mentioned in the drawing such as switches, sockets, footlights, etc. Rate to include all material cost and labour cost.	Sqm	45		
E3.2	Bevelled bronze mirror panelling				
	Providing and fixing 60mm thick bevelled bronze mirror panelling on the wall, made out of 19mm BWR plywood framing following a grid size of 600x600x40mm horizontally and vertically, covered with 12mm BWR plywood backing panels, and finishing the same with equal sized 6mm thick bronze mirror panels with 12mm bevelled edge, clad on top of the plywood panel. Providing and fixing 12mm x 25mm thick plywood beading on top finished by cladding with 4mm thick walnut wood texture veneer with matt melamine polish. All necessary service outlets to be provided as mentioned in the drawing such as switches, sockets, footlights, etc. Refer the drawing for all dimentions. Rate to include labour cost and all material cost.	Sqm	35		
E3.3	Handwash wall panelling				
	Same as E3.1. Refer the detail drawing for all dimentions. All necessary service outlets to be provided as mentioned in the drawing such as switches, sockets, footlights, etc. Rate to include all material cost and labour cost.	Sqm	7		
E4	PASSAGE AREA WALL PANELLING				
	Providing and fixing 60mm thick full height wall panelling (from skirting height upto false ceiling height) on the wall, made out of 19mm BWR plywood framing following a grid size of 600x600mm horizontally and vertically, covered with 19mm BWR plywood backing panels, finishing the same with 1mm thick matt frosty white laminate of Century make or similar, Cut to provide 6mm thick grooves at every 150mm gaps. Also providing cuts in the panelling for concealed vertical 25mm thick LED profiles, with measurements as per the detail drawing. All necessary service outlets to be provided as mentioned in the drawing such as switches, sockets, footlights, etc. Rate to include all material cost and labour cost.	Sqm	45		
F	CARPENTRY - FIXED FURNITURE				
F1	RESTAURANT FIXED FURNITURE				
F1.1	Buffet counter - plywood structure (without cladding material)	Sqm	3		
	Providing and fixing buffet counter in specified location of 860mm height and 600mm deep made with 25mm marine plywood. Bottom buffet platform of 300mm height from finished floor level for stacking of plates and cutlery. 230mm thick back boxing of resting on the wall the existing wall made with 25mm marine plywood. Refer the detail drawing for all necessary measurements. All necessary service outlets to be provided as mentioned in the drawing such as switches, sockets, footlights, etc. Cut-outs to be provided on buffet back boxing pane at 2'-7" height at regular intervals for socket points for connecting hot plates (refer dwg). Cut outs to also be provided in the counter top panel of approved appliance size, for fitting of concealed hot plates in the cut-outs. Rate to include all carpentry material cost and labour cost (<i>Refer Sl. No. C1.5 for cladding material</i>)				
F1.2	Wooden light band	Rm	7		
	Providing and fixing in place, 75mm x 50mm finished size, wooden light band at 6 feet height above finish floor level, with 50mm thick side fitted on the wall: made with 19mm marine plywood clad with 1mm thick wood texture laminate of century make or similar. Providing grooves of 20mm maximum thickness at the two 75mm surfaces of the wood band for fixing of concealed LED strip profile lighting. Rate to include all materials and labour cost.				
F1.3	Fixed seating on buffet side wall				
F1.3.1	Backrest panel: Providing and fixing 915mm height backrest panel on the wall above the seat height specified in the detail drawing. Made with 19mm BWR plywood framing follwing a grid of 600x900mm horizontally and vertically on the wall, covered with 19mm BWR plywood backing panel, and finishing the same with 100mm thick foam and 1.5mm thick leatherette fabric fitted on top of the plywood panel. Providing vertical stitches in the leatherite fabric at 130mm gaps. Rate to include all material cost and labour cost.	Sqm	11		








F1.3.2	Seat at 16" height: Providing and fixing 560mm deep and 200mm height (finished size) fixed seat on the wall at 400mm height from the finish floor level, made with 19mm BWR plywood boxing, covered with 100mm thick foam and finishing the same in 1.5mm thick leatherette fabric fitted on top of the top, front and side edges of the plywood boxing. Providing stitches along the depth of the seat at every 130mm gaps. Finishing the bottom surface of the seat with 1mm thick laminate of century make or similar. Rate to include all material cost and labour cost.	Sqm	8		
F1.4	Service counter plywood structure - without counter cladding material				
	Providing and fixing in place 965mm height x 600mm deep x 1524mm length service counters: total 4 no.s: Made with 25mm marine plywood. Providing 180mm height drawers made of 25mm marine plywood, with telescopic soft closing chanel, finished in 1mm thick laminate of century make or similar. Providing shutters made of 25mm marine plywood, finished in 1mm thick laminate of century make or similar, as per the detail drawing fixed with soft closing hinges of hafele or hattich make. Providing and fixing all hardware such as drawer handles, shutter handles, telescopic chanel, hinges, etc of hafele or hattich make. Rate to include all carpentry material cost including all hardware cost, and labour cost.	Each	4		
F2	BAR FIXED FURNITURE				
F2.1	Bar counter top plywood structure				
	Providing and fixing in place 300mm deep counter top over the brick wall support of 1120mm height: (mentioned in Sl. No. B2). 300mm deep counter top to be made with 25mm marine plywood fitted on the brick wall. Follow Bar counter detail drawing for length. Finishing the bottom surface of the plywood counter top with 1mm thick laminate.	Sqm	10		
G	MS FABRICATION				
G1	MS Fabricated Jaali screens				
	Supply, CNC fabrication and installation of MS screens made out of 8mm thick MS plate at locations made of 50mmx75mm MS tube frame matt black duco painted /powder coated with various widths and heights mentioned below. MS screen to be fitted to the floor using necessary floor anchor bolts.				
	Size A: 1830mm width x 1830mm height	Each	2		
	Size B: 2440mm width x 1830mm height	Each	2		
	Size C: 1220mm width x 1830mm height	Each	6		
	Size D: 1830mm width x false ceiling height [bar entrance]. Necessary supports with anchor bolt fitting with the RCC ceiling shall be provided, along with floor supports	Each	2		
G2	Bar counter facia with cricket balls				
	Supply, fabrication and installation of a MS structure made with of 25x25mm MS square sections fitted in 3 sides- front and side elevations of the bar counter wall below the counter-top level. Clear sizes of MS structure: a) 4570mm width x 1120mm height (front elevation), b)2590mm width x 1120mm height (side elevation 1) c)2590mm width x 1120mm height (side elevation 2). Providing and fitting fishwire mesh of guage and pattern as per designer's approval, matt black duco painted/ powder coated into the MS fabricated structure to create a retaining element to hold 2 layers of artificial cricket balls. Providing, fabricating and fixing a single leaf lockable MS shutter with necessary hinges of hafele/ hattich make at the bottom of the MS structure to remove the cricket balls when necessary. Refer detailed bar drawing.	Sqm	8		
G2.1	Supply of artificial cricket balls of synthetic material, not used for playing. Make to be approved by designer and client. (Basic rate of each ball INR 250/ball). Show samples of balls for approval	Each	1200		
G3	Bar hanging rack for bottles				
	Supply, fabrication and installation of a MS hanging rack structure of finished size of rack: 3510mm width x 500mm depth x 760mm height made with of 25x25mm MS square bars fixed onto RCC ceiling, matt black powder coated, fitted into the wooden plank false ceiling with necessary MS supports. Provide and install intermediate MS supports for hanging rack with anchor bolt to the slab. Providing and fixing MS jali bottom of 4mm thickness horizontally along with the MS fabricated rack for keeping bottles. Providing and fitting ready make glass holder of 500mm depth and 50-75mm height of hafele or hattich make or similar at the bottom of the fabricated rack, as directed by fabricator following the detail drawings. Rate to include all material costs, fabrication, finishes and installation.	Sqm	3		
H	DOORS AND DOOR JAMBS: *maintain existing lintel height				
H1	RESTAURANT DOORS - wherever Architrave is mentioned alongwith door frame, it shall be considered on both sides				
H1. 2	Door type 2: Fluted glass door: Opening size 1220mm width x lintel ht. (as actual); RESTAURANT ENTRANCE DOOR				DELETED



H1.2.1	Fixed door frame and architrave (jamb): Providing and fixing solid wood door frame made of second class teak wood of type- single shutter single hung frame made of section of finished size 230mm (wall thickness) x 50mm . Additional 20mm x 100mm thick door jamb (architrave) made of second class teak wood fixed on the wall on top of the fixed frame.				
H1.2.2	Shutter panel with frame: Providing and fixing 10mm thick clear fluted glass door shutter panel. Reusing existing wooden frames of old doors after necessary modifications as top and bottom rails and stiles of finished section size: 150x40mm. Framing to include 12mm wooden beading at top and bottom rails and stiles. Mounting the finished shutter panel on the fixed frame on floor spring, with self closing mechanism.				
H1.2.3	Finishes and fittings: All wooden parts to be finished in PU paint of approved shade. 915mm long handle, dead lock at 600mm height from finished floor, on the door panel. Making holes, cutouts in the glass of required shape and size to accommodate fittings and fixing the fittings in floors, soffits, jams including necessary fixtures, screws, sealant wherever required and SS cover over patch fittings. Door shall be on floor spring. Rate to include all door finishes, hardware, floor spring, door stopper. Existing door handle shall be re-used. All other hardware to be of Dorma, Haffle / Hettich make or similar. Vendor should submit hardware schedule which is compatible with height, width, thickness and weight of the door.				
H1.3	Door type 3: Laminate finish, double leaf door (1830mm width x lintel ht. as actual): KITCHEN SERVICE DOOR	Each	1		
H1.3.1	Fixed door frame and architrave (jamb): Providing and fixing solid wood door frame made of second class teakwood. Frame section to be made as double leaf single swing type (swing the two shutters in opposite directions), made of section of finished size 230mm (wall thickness) x 50mm . Additional 20mm x 100mm thick door jamb (architrave) made of second class teak wood fixed on the wall on top of the fixed frame.				
H1.3.2	Shutter panel with frame: Providing and fixing 2 no.s of 40mm thick flushed BWR plywood door panel of Green/ Century make to be mounted on floor spring with self closing mechanism. Both the shutters should swing in opposite directions. Providing of vision panels in the door shutters with a circular cut-out of size 460mm diameter with 8mm thick toughen glass circular panel and 75mm thick SS circular beading around the glass, at 1675mm height from the finished floor level.				
H1.3.3	Finishes and fittings: Finishing all wooden surfaces of fixed door frame, architrave, and door panels with 1mm thick weather and moisture proof laminate of Century make or similar. 600mm long handle fitted horizontally, dead lock at 600mm height from finished floor, on the door panel. Providing and fitting kick-panels made of 300mm height and 3mm thick SS flat sheets at bottom of the door panels. Making holes, cutouts in the door panels of required shape and size to accommodate fittings and fixing the fittings in floors, soffits, jams including necessary fixtures, screws, wherever required and SS cover over patch fittings. Door shall be on floor spring. Rate to include all door finishes, hardware, floor spring, door stopper. Existing door handle shall be re-used. All other hardware to be of Dorma, Haffle / Hettich make or similar. Vendor should submit hardware schedule which is compatible with height, width, thickness and weight of the door.				
H1.4	Door type 4: Fluted glass door: Opening size 1220mm width x lintel ht. (as actual): DOOR TOWARDS BAR	Each	1		
H1.4.1	Fixed door frame and architrave (jamb): Providing and fixing solid wood door frame made of second class teak wood of type- single shutter single hung frame made of section of finished size 230mm (wall thickness) x 50mm . Additional 20mm x 100mm thick door jamb (architrave) made of second class teak wood fixed on the wall on top of the fixed frame.				
H1.4.2	Shutter panel with frame: Providing and fixing 10mm thick clear fluted glass door shutter panel. Reusing existing wooden frames of old doors after necessary modifications as top and bottom rails and stiles of finished section size: 150x40mm. Framing to include 12mm wooden beading at top and bottom rails and stiles.				

H1.4.3	Finishes and fittings: All wooden parts to be finished in PU paint of approved shade. 915mm long handle, dead lock at 600mm height from finished floor, on the door panel. Making holes, cutouts in the glass of required shape and size to accommodate fittings and fixing the fittings in floors, soffits, jams including necessary fixtures, screws, sealant wherever required and SS cover over patch fittings. Door shall be mounted on the fixed frame with regular hinges (4 no.s) . Rate to include all door finishes, hardware, hinges, door stopper. Existing door handle shall be re-used. All other hardware to be of Dorma, Haffle / Hettich make or similar. Vendor should submit hardware schedule which is compatible with height, width, thickness and weight of the door.				
H2	BAR DOORS				
H2.1	Door type 5: Clear glass door without frame, opening size: 1220mm width x lintel ht (as actual). TOWARDS STADIUM	DELETED			
H2.2	Same as Door type 2: Fluted glass door. Opening size: 1220mm width x lintel ht. as actual. BAR ENTRANCE DOOR	Each	1		
H2.2.1	Fixed door frame and architrave (jamb): Providing and fixing solid wood door frame made of second class teak wood of type- single shutter single hung frame made of section of finished size 230mm (wall thickness) x 50mm . Additional 20mm x 100mm thick door jamb (architrave) made of second class teak wood fixed on the wall on top of the fixed frame.				
H2.2.2	Shutter panel with frame: Providing and fixing 10mm thick clear fluted glass door shutter panel. Reusing existing wooden frames of old doors after necessary modifications as top and bottom rails and stiles of finished section size: 150x40mm. Framing to include 12mm wooden beading at top and bottom rails and stiles. Mounting the finished shutter panel on the fixed frame on floor spring, with self closing mechanism.				
H2.2.3	Finishes and fittings: All wooden parts to be finished in PU paint of approved shade. 915mm long handle, dead lock at 600mm height from finished floor, on the door panel. Making holes, cutouts in the glass of required shape and size to accommodate fittings and fixing the fittings in floors, soffits, jams including necessary fixtures, screws, sealant wherever required and SS cover over patch fittings. Door shall be on floor spring. Rate to include all door finishes, hardware, floor spring, door stopper. Existing door handle shall be re-used. All other hardware to be of Dorma, Haffle / Hettich make or similar. Vendor should submit hardware schedule which is compatible with height, width, thickness and weight of the door.				
H3	PLAYER'S HALL DOORS:				
H3.1	Door type 6: Handwash door: Fluted glass door. Opening size: 1065mm width x lintel ht. HANDWASH DOOR	Each	1		
H3.1.1	Fixed door frame and architrave (jamb): Providing and fixing solid wood door frame made of second class teak wood of type- single shutter single hung frame made of section of finished size 230mm (wall thickness) x 50mm . Additional 20mm x 150mm thick door jamb (architrave) made of second class teak wood fixed on the wall on top of the fixed frame.				
H3.1.2	Shutter panel with frame: Providing and fixing 10mm thick clear fluted glass door shutter panel. Reusing existing wooden frames of old doors after necessary modifications as top and bottom rails and stiles of finished section size: 150x40mm. Framing to include 12mm wooden beading at top and bottom rails and stiles. Mounting the finished shutter panel on the fixed frame on floor spring, with self closing mechanism.				
H3.1.3	Finishes and fittings: All wooden parts to be finished in 4mm thick veneer sheet of Century/ Merino make, of walnut finish with matt melamine polish. (Basic veneer rate INR 150/sft). 300mm long handle, dead lock at 600mm height from finished floor, on the door panel. Making holes, cutouts in the glass of required shape and size to accommodate fittings and fixing the fittings in floors, soffits, jams including necessary fixtures, screws, sealant wherever required and SS cover over patch fittings. Door shall be on floor spring. Rate to include all door finishes, hardware, floor spring, door stopper. Existing door handle shall be re-used. All other hardware to be of Dorma, Haffle / Hettich make or similar. Vendor should submit hardware schedule which is compatible with height, width, thickness and weight of the door.				
H3.2	Door type 7: Staircase door: Fluted glass door.(same specs as door type 6) Opening size: 1220mm width x lintel ht. as actual. STAIRCASE DOOR	Each	1		

H3.2.1	Fixed door frame and architrave (jamb): Providing and fixing solid wood door frame made of second class teak wood of type- single shutter single hung frame made of section of finished size 230mm (wall thickness) x 50mm . Additional 20mm x 150mm thick door jamb (architrave) made of second class teak wood fixed on the wall on top of the fixed frame.				
H3.2.2	Shutter panel with frame: Providing and fixing 10mm thick clear fluted glass door shutter panel. Reusing existing wooden frames of old doors after necessary modifications as top and bottom rails and stiles of finished section size: 150x40mm. Framing to include 12mm wooden beading at top and bottom rails and stiles. Mounting the finished shutter panel on the fixed frame on floor spring, with self closing mechanism.				
H3.2.3	Finishes and fittings: All wooden parts to be finished in 4mm thick veneer sheet of Century/ Merino make, of walnut finish with matt melamine polish. (Basic veneer rate INR 150/sft). 300mm long handle, dead lock at 600mm height from finished floor, on the door panel. Making holes, cutouts in the glass of required shape and size to accommodate fittings and fixing the fittings in floors, soffits, jams including necessary fixtures, screws, sealant wherever required and SS cover over patch fittings. Door shall be on floor spring. Rate to include all door finishes, hardware, floor spring, door stopper. Existing door handle shall be re-used. All other hardware to be of Dorma, Haffle / Hettich make or similar. Vendor should submit hardware schedule which is compatible with height, width, thickness and weight of the door.				
H3.3	Door type 8: Lift door and jamb. Opening size: 915mm width x lintel height as actual. LIFT DOORS	Each	2		
H3.3.1	Fixed door frame and architrave (jamb): Providing and fixing solid wood door frame made of second class teak wood of type- single shutter single hung frame made of section of finished size 230mm (wall thickness) x 40mm . Additional door jamb (architrave) of shape and width as shown in detailed drawing made of 19mm BWR plywood. Providing and cladding 30mm thick black lapato granite slab along the 230mm thick sides and top edge of the fixed door frame.				
H3.3.2	Shutter panel with frame: Providing and fixing 10mm thick clear fluted glass door shutter panel. Reusing existing wooden frames of old doors after necessary modifications as top and bottom rails and stiles of finished section size: 150x40mm. Framing to include 12mm wooden beading at top and bottom rails and stiles. Mounting the finished shutter panel on the fixed frame on floor spring, with self closing mechanism.				
H3.3.3	Finishes and fittings: All wooden parts to be finished in 4mm thick veneer sheet of Century/ Merino make, of walnut finish with matt melamine polish. (Basic veneer rate INR 150/sft). 300mm long handle, dead lock at 600mm height from finished floor, on the door panel. Making holes, cutouts in the glass of required shape and size to accommodate fittings and fixing the fittings in floors, soffits, jams including necessary fixtures, screws, sealant wherever required and SS cover over patch fittings. Door shall be on floor spring. Rate to include all door finishes, hardware, floor spring, door stopper. Existing door handle shall be re-used. All other hardware to be of Dorma, Haffle / Hettich make or similar. Vendor should submit hardware schedule which is compatible with height, width, thickness and weight of the door.				
H3.4	Door type 9: Fluted panel door. Opening size: 1220mm width x lintel height as actual. PLAYER'S HALL ENTRANCE DOOR	No.s	1		
H3.4.1	Fixed door frame: Providing and fixing solid wood door frame made of second class teak wood of type- single shutter single hung frame made of section of finished size 230mm (wall thickness) x 50mm .				
H3.4.2	Fluted shutter panel: Providing and fixing flushed door panel of 40mm BWR plywood mounted on the fixed door frame with self closing mechanism. Mounting the finished shutter panel on the fixed frame on floor spring, with self closing mechanism.				

H3.4.3	<p>Finishes and fittings: Providing and fixing 12mm thick ready make wooden texture charcoal panel: Charcoal panel of VIVO 300- MAGVEE Wooden panels make or GLOIRIO make or similar of approved shade and texture, clad on both sides of the shutter panel and clad on top of visible surfaces of the fixed door frame to match and align with the same wall cladding for a seamless fluted wall panelling as shown in the detailed drawing. 300mm long wooden handle, dead lock at 600mm height from finished floor, on the door panel. Making holes, cutouts in the door panel of required shape and size to accommodate fittings and fixing the fittings in floors, soffits, jams including necessary fixtures, screws, sealant wherever required and SS cover over patch fittings. Door shall be on floor spring. Rate to include all door finishes, hardware, floor spring, door stopper. Existing door handle shall be re-used. All other hardware to be of Dorma, Haffle / Hettich make or similar. Vendor should submit hardware schedule which is compatible with height, width, thickness and weight of the door.</p>					
		handle image				
H3.5	<p>Door type 11: Fluted panel door. Opening size: 1220mm width x lintel height as actual. ELECTRICAL ROOM DOOR</p>	Each	1			
H3.5.1	<p>Refurbishment of existing metal door. Maintain existing door opening size.</p>					
	<p>Finishes and fittings: Providing and fixing 25mm thick ready make wooden texture charcoal panel: Charcoal panel of VIVO 300- MAGVEE Wooden panels make or GLOIRIO make or similar of approved shade and texture, clad on one side of the shutter panel and clad on top of the fixed door frame (<i>facing towards player's hall</i>) to match and align with the same wall cladding for a seamless fluted wall panelling as shown in the detailed drawing. Enamel paint finish of approved shade on the other side of the metal door panel (facing towards Electrical room). Dead lock at 600mm height from finished floor, on the door panel. Making holes, cutouts in the door panel of required shape and size to accommodate fittings and fixing the fittings in floors, soffits, jams including necessary fixtures, screws, sealant wherever required and SS cover over patch fittings. Door shall be on floor spring. Rate to include all door finishes, hardware, floor spring, door stopper. Existing door handle shall be re-used if applicable. All other hardware to be of Dorma, Haffle / Hettich make or similar. Vendor should submit hardware schedule which is compatible with height, width, thickness and weight of the door.</p>					
		handle image				
H3.6	<p>Door type 12: Flushed laminate door. Opening size: 915mm width x lintel height as actual. TOILET DOOR</p>	Each	1			
	<p>Fixed door frame: Providing and fixing solid wood door frame made of second class teak wood of type- single shutter single hung frame made of section of finished size 230mm (wall thickness) x 50mm .</p>					
	<p>Flushed shutter Panel: Providing and fixing flushed door panel of 40mm BWR plywood of Green/ Century make, mounted on the fixed door frame with regular hinges (4 no.s)</p>					
	<p>Finishes and fittings: Providing and fixing 1mm thick laminate of Century make or similar on both sides of the door panel and on all visible surfaces of the fixed frame. Dead lock at 600mm height from finished floor, on the door panel. Making holes, cutouts in the door panel of required shape and size to accommodate fittings and fixing the fittings in floors, soffits, jams including necessary fixtures, screws, sealant wherever required and SS cover over patch fittings. Door shall be on floor spring. Rate to include all door finishes, hardware, hinges, door stopper. Existing door handle shall be re-used only if applicable. All other hardware to be of Dorma, Haffle / Hettich make or similar. Vendor should submit hardware schedule which is compatible with height, width, thickness and weight of the door.</p>					
H3.7	<p>Supplying and making frames for door shutters or other members from second class teak wood as per directions of engineer</p>	Cum	0.25			
H 3.8	<p>Removing handles from existing doors shutters ,getting chromium plating done from approved factory and refixing the same to new doors</p>	Each	15			
J	LIGHTING FIXTURES & FITTINGS SUPPLY & INSTALLATION - LED					
*	<p>Supply of following of prewired light fittings/ light tracks, complete with all accessories such as side holders, ballast, wherever required, complete factory wired with copper conductor as required with lamp. Housing should be CRCA sheet 7 tank Processed & Powder coated. The fitting shall be fixed with chain, screws etc. & recessed mounted in false ceiling</p>					
*	<p>Supplying and installing ceiling light fittings in the specified areas. The light fittings shall be of energy efficient source.</p>					
*	<p>All fixtures to be of Phillips make unless specified otherwise.</p>					
J1	RESTAURANT AREA LIGHT FITTINGS					

J1.1	Ceiling recessed fixtures - adjustable spot 8W LED 3000K Thin Trim COB, White 	Each	35		
J1.2	Ceiling cove LED strip lights - 12W - 3000k	Rm	210		
J1.3	Above buffet counter GreenUp Linear SM308C P45/840 L170W3 PSU MB WH - 12W - 3000K LED white body 	Each	12		
J1.4	Buffet counter recessed LED strip light, 5W - 3000K LED	Rm	10		
J1.5	Wooden band recessed LED strip above buffet counter, 5W - 3000k LED	Rm	15		
J2 RESTAURANT OUTDOOR SITOUT AREA					
J2.1	Ceiling recessed fixtures - adjustable spot 8W LED 3000K Thin Trim COB, White 	Each	9		
J2.2	Floor bollard lights - BCB500 OPTISPACE BOLLARD - LED27 3000K, 8W LED at floor points at every 10' gaps continue throughout the out-door alley 	Each	62		
J3 BAR AREA					
J3.1	Ceiling recessed fixtures above seatings- adjustable spot 8W LED 3000K, black body	Each	12		
J3.2	Gypsum ceiling and wooden ceiling- in cove LED strip lights - 12W - 3000k	Rm	35		
J3.3	recessed fixtures - adjustable spot 8W LED 3000K Thin Trim COB, White inside niches 	Each	7		
J3.4	Footlights at 300mm height from finish floor level, recessed, black body Electronic Foot Lamp 913713643801 	Each	10		
J3.5	Recessed LED strip light at each shelf in the BAR wall shelving unit	Rm	25		
J4 BAR AREA- OUTSIDE SITOUT AREA					
J4.1	Ceiling recessed fixtures - adjustable spot 8W LED 3000K Thin Trim COB. White 	Each	3		

J4.3	Pendant/hanging light fixtures- myLiving Pendant 8W LED, 3000K, black body 	Each	3		
J5	PLAYER'S HALL AREA				
J5.1	Ceiling recessed fixtures - adjustable spot 12W LED 3000K Thin Trim COB, White 	Each	27		
J5.2	Ceiling cove LED strip lights - 12W - 3000k	Rm	100		
J5.4	Vertical cove LED strip lights - 12W - 3000k	Rm	36		
J5	PASSAGE TO RESTAURANT				
J5.1	Vertical recessed LED profile strips of 25mm thick profiles, 8W LED, 3000k	Rm	30		
K	ELECTRICAL WORKS				
Sl.	ITEM	UNIT	QNT.	Rate	Amount
01.	Wiring for light point / fan point / exhaust fan point / call bell point with 1.5 sq.mm FR PVC insulated copper conductor single core cable in surface / recessed suitable MS Conduite, with modular switch, modular plate, suitable back box (where ever necessary) and earthing the point with 1.5 sq.mm. FR PVC insulated copper conductor single core cable etc as required. The wiring shall be terminated on ceiling rose (except switches, sockets, switch-boards & covers).				
01.1	Primary Point	Point	53		
01.2	Secondary Point	Point	112		
02.	Drawing following sizes of FR PVC insulated copper conductor, single core cable in suitable MS Conduite. as required.				
02.1	3 x 1.5 sq. mm	Metre	320		
02.2	3 x 2.5 sq. mm	Metre	1850		
02.3	2x4.00 and 1.x1.50 sq mm Earthing For AC Wiring	Metre	30		
03.	Supply & Fixing of following sizes of medium class PVC conduit along with accessories in surface / recess including cutting the wall and making good the same in case of recessed conduit as required.				
03.1	20 mm	Metre	200		
03.2	25 mm	Metre	300		
04.	Supply & Fixing followinh modular plate on existing GI box.				
04.1	1 or 2 Module (75mm X 75mm)	Each	4		
04.2	3 Module (100mm X 75mm)	Each	33		
04.3	4 Module (100mm X 75mm)	Each	6		
5.4	6 Module (200mm X 75mm)	Each	10		
5.5	8 Module (125mm X 125mm)	Each	5		
05.	Supply & Fixing following modular switch / socket on the existing modular plate & switch box including connections but excluding modular plate etc. as required.				
05.1	5/6 amps switch	Each	88		
05.2	15/16 amp switch	Each	30		
05.3	2/3 pin (5 pin) 5/6 amp universal socket outlet	Each	22		
05.4	6 pin 15/16 amp socket outlet	Each	35		
05.5	Ac Stater	Each	2		
06.	Supply & Fixing modular blanking plate on the existing modular plate & switch box excluding modular plate as required.	Each	20		

07.	Supply & Fixing following size / modules, GI box along with modular base & cover plate for modular switches in recess etc as required.				
07.1	1 or 2 Module (75mm X 75mm)	Each	4		
07.2	3 Module (100mm X 75mm)	Each	33		
07.3	4 Module (100mm X 75mm)	Each	6		
07.4	6 Module (200mm X 75mm)	Each	10		
07.5	8 Module (125mm X 125mm)	Each	5		
8	Supply & Fixing following way, tripple pole and neutral, sheet steel, MCB distribution board (IP43), 240 volts, on surface / recess, complete with tinned copper bus bar, neutral bus bar, earth bar, din bar, interconnections, powder painted including earthing etc. as required. (But without MCB / RCCB / Isolator).				
8.1	6 way, Double door	Each	3		
8.2	12 Way SPN DB Double door.	Each			
9	Supply & Fixing 5 amps to 32 amps rating, 240/415 volts, "C" curve, miniature circuit breaker suitable for inductive load of following poles in the existing MCB DB complete with connections, testing and commissioning etc. as required.				
9.1	Single pole	Each	54		
9.2	Four pole	Each	3		
	.				
10	Supply & Laying in Surface / False ceiling / Existing Perforated Tray of following sizes L.T. cable working voltage 1.1 KV grade, heavy duty XLPE insulated, armoured, screened, stranded, Al distribution power conductor cable (A2XFY), conforming to IS : 7098 (Part - I) / 1554 (Part - I) :				
10.1	3.5C, 35 sqmm.	Metre	15		
11	Fixing compression type gland complete with brass gland, brass ring & rubber ring for dust & moisture-proof entry of XLPE/PVC armoured cables as below.				
11.1	3.5C, 35 sqmm. with termination making connections, etc. as required.	Set	6		
12	RACE WAY				
	Supply and Installation of Extruded Aluminium Raceway of 1.6 mm minimum thickness and complete with				
	i) all clamping or Fixing accessories				
	ii) Interconnecting Strip for earthing continuity				
12.1	350x350 mm	pic	5		
13	Temporary Construction Power and Lighting Arrangement with manpower for maintenance as required for the working site	Each	LS		
14	LIGHTING FIXTURES & FITTINGS INSTALLATION - LED				
	Installation of prewired light fittings/ light tracks, complete with all accessories such as side holders, ballast, wherever required, complete factory wired with copper conductor as required. LED strips measured separately. (included in light fixture section) Housing should be CRCA sheet 7 tank Processed & Powder coated. The fitting shall be fixed with chain ,screws etc. & recessed mounted in false ceiling	Sqm	650.00		
	Music system:				
15	Supply, installation testing and commissioning of Power amplifier 60W [Make: Bosch]	Each	3		
16	Supply, installation testing and commissioning of Metal ceiling loud speaker 6W [Make: Bosch]	Each	14		
17	Supply and laying 2 Core 2.5 Sqmm Copper flexible cable for speaker[Make: Finolex]	Mtr	500		
18	Supply and laying 25 mm dia FR PVC conduit 1.6mm wal thickness	Mtr	200		
	Grand Total amount for ELECTRICAL WORKS				
L	POP PUNNING AND PAINTING				
*	Providing and applying Plaster of paris of avg thickness 2mm to existing wall surface in true level. Gypsum shall be of India gypsum make Note: The Paint shall be of moisture resistant.				
*	Providing and applying Putty thickness 2mm to gypsum ceiling surface in true level. Note: The Pait shall be of moisture resistant.				
*	Providing and applying 2-3 coats acrylic emulsion paint finish to walls and ceiling of approved shade, after apply 2 coats of primer(Asian/Berger Premium Emulsion)				

	Existing wall surfaces to be prepare by scraping away any loose particles, dust, etc by washing and scrubbing and 1 coat of primer approved by manufacturer applied. The wall surfaces are then smoothed using putty approved by the manufacturers. Surfaces are then sandpapered to achieve a smooth finish and two or more coats of paint are applied as per manufacturer's specification.				
L1	WALLS				
L1.1	Restaurant walls	Sqm	90		
L1.2	Bar walls	Sqm	25		
L1.3	Payer's hall walls	Sqm	25		
L1.4	Player's hall handwash and toilet walls	Sqm	30		
L1.5	Passage area walls	Sqm	10		
L2	CEILING				
L2.1	Restaurant ceiling	Sqm	400		
L2.2	Bar ceiling	Sqm	125		
L2.3	Payer's hall ceiling	Sqm	200		
L2.4	Player's hall handwash and toilet ceiling		11		
L2.5	Passage area ceiling	Sqm	45		
M	PLUMBING WORKS				
Sl no	Item dscription	Unit	Qty	Rate	Amount
1	Providing and fixing CPVC pipes of Astral or Prince make or similar (6kg/sqcm) IS 4985 including all fittings) plain or door) egbends, on any angle, socket, junction, cowls, offsets, access piece, jointing with ring/solvent cement including cuttng chase or holes in wall and floors where required and making good the same to ensure leak proof.				
i	40mm dia	mtr	10		
ii	75mm dia	mtr	30		
2	providing and fixing chlorinated poly venal chloride (CPVC) pipes of of Astral or Prince make or similar approved make including all fittings such as tee, bend, socket as required etc having thermal stability suitable for hot and cold water supply including making chase/hole in floors / walls making good or fixing clamp @ 1m c/c in exposed condition. This includes jointing of pipes and fittings with one stop CPVC solvent cement and testing the joint complete as per direction of EIC.				
i	20mm dia	mtr	30		
ii	25mm dia	mtr	20		
3	Providing and fixing 25mm dia ball valve (Brass) of Jaguar make of approved quality, High or low pressure, with plastic floats complete:	no	1		
4	providing and fixing UPVC floor traps [Nahani trap] of size 100x75mm with extension piece of required length with solvent cement joint complete	nos	3		
5	Providing and fixing angular stop cock for RO machine of Jaguar make	no	1		
6	Necessary waste line connection to PIT chamber/nearby junction including hole cutting and refinishing with cement, sand filling complete. Approx. length 10mtr	LS	1		
7	Providing and fixing 5" dia SS grating	nos	3		
N	SANITARY FITTINGS				
N1	Providing and fixing wall mounted EWC of Kohler make with concealed cistern including all accessories like bracket, flush fittings and flush plates with solid plastic seat with cover.	Each	1		
N2	Providing and fixing Health Faucet (Jaquar make) fixed to a bib cock with metal Hose and holder	Each	1		
N3	Providing and fixing Fore Front Model Wash basins of Kohler make	Each	3		
N4	Providing and fixing single lever Tap for wash basins Kohler-Taut Tall Basin Mixer	Each	3		
N5	Providing and fixing Bottle traps for wash basins	Each	3		
N6	Providing and fixing Grid Drain waste coupling for wash basins	Each	3		
N7	Providing and fixing Angle cocks for wash basins and EWCs - Jaquar-Singulier Angle valve	Each	4		
N8	Providing and fixing Bell mouth trap with SS cockroach trap grating in toilets. One nahni trap consists 2 Pcs. 304 grade stainless steel	Each	3		
N9	Providing and fixing Hand dryers in the toilets (Euronics SS automatic hand dryer EH21/PHD501)	Each	2		
N10	Providing and fixing Soap dispensers in the toilets (Tork 0.5L capacity)	Each	3		
N11	Providing and fixing recessed Tissue paper roll holder near all EWCs(Jaquar make)	Each	1		
O	HVAC SYSTEM				
Sl. No	Discription of Items	unit	Quantity	Rate	Amount

1	Dismantling of existing air cooled ductable split unit along with associated work				
1.1	5.5 TR	No	4		
1.2	8.5 TR	No	4		
2	Installation of air cooled ductable split unit complete with associated work ie copper piping ,GSS duct with thermal & accoustic insulation ,Drain pipibg, supply & Return air grills as required				
2.1	5.5 TR	No	4		
2.2	8.5 TR	No	4		
3	SITC of VRF Outdoor unit (VOLTAS MAKE)				
3.1	20 HP (10+10)	No	1		
3.2	16 HP (8 + 8)	No	1		
4	SITC of VRF Indoor Units(VOLTAS MAKE)				
4.1	4TR (4 way cassatte)	No	4		
4.2	2TR (1- way cassatte)		2		
4.3	8.5 TR Ductable unit	No	1		
5	Y - joint	Lot	1		
6	SITC copper Piping for VRF unit complete with nitrile insulation sleeve	Lot	1		
7	SITC of Communication cable complete with PVC conduit	Lot	1		
8	SITC of GSS duct with insulaion & grills for VRF ductable unit of 8.0 TR	Lot	1		
P	MISCELLANEOUS				
1	Post construction treatment along the walls by drilling holes at 300mm c/c on both sides of wall and else where as required to ensure complete pest control including rodent control all inclusive as per specification(Floor area including wall thickness shall be measured fro payment) - This shall include providing guarantee for 3 (three) years.	Sqm	600		
2	Refixing of fire sprinklers and alarm including adjustment of levels with materials and supplying & fixing of new C.P. rosette plate all bye works	LOT	LS		
3	Supplying and fixing sandwich glass panel of 19mm thick using 12mm and 6mm glass of Saint gobain make including providing necessary holes for fixing using existing fittings and jointing with silicon putty between glass panes complete				
(i)	Glass of size 1200x2200mm in bar	Each	1		
(ii)	Glass of size 1300x2400mm in Senate	Each	1		
Q	BUY BACK ITEMS (CREDIT TO CLIENT)				
1	Dismantling and following old Electrical fittings on 'as is where is basis'				
(i)	36W CFL 2x2 modular fittings fitted in false ceiling	Each	42		
(ii)	13W down ligther fixed in false ceiling	Each	74		
(iii)	4 feet long 40W tube light with fittings	Each	30		
2	Buying back following wooden panelled glazed /flush door shutters including floor springs but excluding handles on as is where is basis (Dismantling shall be paid separately)				
(i)	40mm thick glazed panelled Teakwood polished door shutter provided at Bar entrance of size 1200x2100mm	Each	1		
(ii)	40mm thick glazed panelled Teakwood polished door shutter provided at Restaurant entrance of size 1700x1900mm	Each	1		
(iii)	40mm thick glazed panelled Teakwood polished door shutter provided between Restaurant and Bar of size 1200x2100mm	Each	1		
(iv)	35mm thick wooden blackboard veneered door shutters of size 1600x1900 mm provided from kitchen to Restaurant	Each	2		
(v)	35mm thick wooden blackboard veneered door shutters of size 1800x2100 mm provided to kitchen from reception	Each	1		
3	Dismantling and buying back existing bar counter of total length 6.4m and 1100 high with 500mm wide granite topping using 12mm th stone and having wooden panelling on outer surface	LS	Lot		

4	Dismantling and buying back Aluminum louvered partition in palyer hall of height 1800mm and toatl length 7400mm	Each	1		
5	Buying backPrice for removed existing wooden panelling in restaurant,bar,corridor areas	LS	Lot		
		SIGNATURE OF BIDDER			
		STAMP			